

III. Application procedure for **parents of Greek minors** (children with Greek citizenship)

1. Parents of Greek minors in order to complete the application for this category you will need the following documents:

- To fill-in the Payment Code of the administrative fee worth € 300 which you have paid
- To upload a copy of your passport in pdf format
- To upload a copy of the Greek minor's Family Status Certificate, in which the child's citizenship and both parents full names should be visible
- To upload a copy of the Greek parent's national identity card

Step^{1st}

Enter the [link](#) and at the end of the page there is the category Submit Application for Exceptional Reasons.

10MB. You are advised to compress the files you wish to upload, to optimize system response.

For the progress of your request, you can refer to the electronic service "Third country national application status" by following the link [Πρόσβαση Φακέλου](#)


▼ **Submit Application for Exceptional Reasons**

Through this procedure it is possible to submit an electronic application for a residence permit for Exceptional Reasons based on the provisions of paragraphs 1 to 5 of article 19 of Law 4251/2014 (A'80). An application may be submitted by the applicant in person, by the parent or legal guardian of a minor, or by an authorized lawyer.

Adults with seven years of continuous residence in the country	1
Dependent minor family members	2
Parents of Greek Minors	3

Terms of use Contact&Support


© Copyright 2021 - Υπομνηση από το Υπουργείο Μεταναστευσης και Ασύλου

 ΕΛΛΗΝΙΚΗ ΔΗΜΟΚΡΑΤΙΑ
Κυβέρνηση

The three categories of people who can apply are shown in blue boxes. Go to the category **Parents of Greek minors** to submit the application and click **Submit an Application**.

Step²

Once you click on an application, it will take you to a page asking you to write your mobile phone in which you will receive a message with a six-digit code that is only valid for 3 minutes and this number can only be used once.


govgr

ΕΛΛΗΝΙΚΗ ΔΗΜΟΚΡΑΤΙΑ
Υπουργείο Μετανάστευσης & Ασύλου

IMMIGRATION: e-Services
[Home page](#) [ENGLISH](#)

[Renew session](#)

Phone number verification

Before you proceed please enter your mobile phone number. A text message containing a 6 digit verification code will be sent to this number. You will be required to provide this code in the next step, in order to continue with your application.


We may use this number to reach you for issues concerning your application

Mobile

[Next](#)


[Cancel](#)

[Terms of use](#) [Contact&Support](#)


ΕΛΛΗΝΙΚΗ ΔΗΜΟΚΡΑΤΙΑ
Κυβέρνηση

© Copyright 2021 - Υλοποίηση από το Υπουργείο Μετανάστευσης και Ασύλου

Immediately afterwards you will be shown a page where you will be asked to write the code, they have sent you on your mobile phone. You enter the code and press **Next**


govgr

ΕΛΛΗΝΙΚΗ ΔΗΜΟΚΡΑΤΙΑ
Υπουργείο Μετανάστευσης & Ασύλου

IMMIGRATION: e-Services
[Home page](#) [ENGLISH](#)

[Renew session](#)

Enter one time code

We have sent a text message containing a one-time verification code to the number 698 XXXXXX


One time code

[Next](#)

[Back](#)

[Cancel](#)

[Terms of use](#) [Contact&Support](#)


ΕΛΛΗΝΙΚΗ ΔΗΜΟΚΡΑΤΙΑ
Κυβέρνηση

© Copyright 2021 - Υλοποίηση από το Υπουργείο Μετανάστευσης και Ασύλου

Step^{3rd}

In this step you must indicate whether you are submitting the application yourself or not. If you are submitting it yourself, in the **Submit From** field you select "**Submitting in person**" and then you do NOT need to fill in the next identification fields because they relate only to authorized representatives or lawyers.

Submit Application for Exceptional Reasons

Parents of Greek Minors

1. Identification 2. Fee 3. Application 4. Attachments 5. Confirmation
6. Successful submission


Your mobile has been successfully verified. You can continue with your application submission.

If you are an authorized attorney /authorized person you will need to complete all the fields and upload the authorization (official document) issued by the person for whom you act.

Submitted by	<input type="text" value="..."/>	?
Last name	<input type="text"/>	?
First name	<input type="text"/>	?
Identification document type	<input type="text" value="..."/>	?
Identification document number	<input type="text"/>	?

Step⁴

The next step is to fill in the administrative fee number. This fee costs 300 euros, has a code 2108 and can be issued either electronically or via (KEP). This fee will then have to be paid to a bank either electronically via e-banking or to a branch of a bank. The code can be found at the top left of the issuing page of the administrative fee and after you have filled in the number press **Next**



ΕΛΛΗΝΙΚΗ ΔΗΜΟΚΡΑΤΙΑ
Υπουργείο Μεταφορών & Ασύλου

IMMIGRATION: e-Services
[Home page](#) [ENGLISH](#)
[Renew session](#)

Submit Application for Exceptional Reasons

Adults with seven years of continuous residence in the country

1. Identification 2. Fee 3. Application 4. Attachments 5. Confirmation
6. Successful submission

Please fill in the code of the € 300 administrative fee (20 digits) which you must have paid.

Amount	<input type="text" value="300"/>	?
Payment code	<input type="text"/>	?

[Next](#)
[Cancel](#)

Step⁵

On the next page fill in the application with your personal information

CAUTION: In the "**Unable to obtain a travel document**" field you select NO if you have a passport, YES if you do not have one.

Submit Application for Exceptional Reasons

Parents of Greek Minors

1. Identification 2. Fee **3. Application** 4. Attachments 5. Confirmation
6. Successful submission

Fill-in the details of your travel document and your demographic data using **capital letters of the Latin alphabet**, and your home address, using **capital Greek letters**.

Identification data	
First name	<input type="text"/>
Last name	<input type="text"/>
Father's first name	<input type="text"/>
Father's first name	<input type="text"/>
Father's last name	<input type="text"/>
Mother's first name	<input type="text"/>
Mother's last name	<input type="text"/>
Birthdate	<input type="text"/>
Sex	<input type="text"/>
Citizenship	<input type="text"/>
Country of birth	<input type="text"/>
Marital status	<input type="text"/>
Travel document	
Unable to obtain a travel document	<input type="text"/>

Travel document	
Unable to obtain a travel document	<input type="text"/> ⓘ
Issuing country	<input type="text"/> ⓘ
Number	<input type="text"/> ⓘ
Date of issue	<input type="text"/> ⓘ
Expiration date	<input type="text"/> ⓘ
Residence address	
Municipality	<input type="text"/> ⓘ
Street	<input type="text"/> ⓘ
Number	<input type="text"/> ⓘ
Postal code	<input type="text"/> ⓘ

Issuing country	<input type="text"/> ⓘ
Number	<input type="text"/> ⓘ
Date of issue	<input type="text"/> ⓘ
Expiration date	<input type="text"/> ⓘ
Residence address	
Municipality	<input type="text"/> ⓘ
Street	<input type="text"/> ⓘ
Number	<input type="text"/> ⓘ
Postal code	<input type="text"/> ⓘ

Next

Cancel

After you have filled in all the informations click **Next**

Step⁶

After completing the application, a page will appear where you will be asked to upload the documents of the category **Parent of Greek minor**. The documents must be scanned and converted in a pdf file.



govgr

ΕΛΛΗΝΙΚΗ ΔΗΜΟΚΡΑΤΙΑ
Υπουργείο Μετανάστευσης & Ασύλου

IMMIGRATION: e-Services

Home page ENGLISH

Renew session

Submit Application for Exceptional Reasons

Parents of Greek Minors

1. Identification 2. Fee 3. Application 4. Attachments 5. Confirmation
6. Successful submission

Upload in pdf format copies of your passport, the Greek minor's Family Status Certificate, in which the child's citizenship and both parents full names should be visible, and the Greek parent's national identity card

Travel document	<input type="button" value="Choose file"/>	
Family Status Certificate	<input type="button" value="Choose file"/>	
Greek Identity Card	<input type="button" value="Choose file"/>	
<input type="button" value="Next"/>		
<input type="button" value="Back"/>		
<input type="button" value="Cancel"/>		

After you have uploaded all the supporting documents that have been requested, click **Next**

Step 7th

The next page will display a form with all the information you have filled out. Check it carefully and make sure there are no errors in your information. Once you have made sure that there is no error you press **Submit Application**. You will be shown the application certificate which you must print and always have with you.



ΕΛΛΗΝΙΚΗ ΔΗΜΟΚΡΑΤΙΑ
ΥΠΟΥΡΓΕΙΟ ΜΕΤΑΝΑΣΤΕΥΣΗΣ ΚΑΙ ΑΣΥΛΟΥ
Γενική Γραμματεία Μεταναστευτικής Πολιτικής

ΑΠΟΔΕΙΚΤΙΚΟ ΥΠΟΒΟΛΗΣ ΑΙΤΗΣΗΣ#

Χορήγηση άδειας διαμονής για Εξαιρετικούς Λόγους

Ενήλικες με επταετή συνεχή διαμονή στη χώρα

Ημερομηνία υποβολής: 16/04/2021 12:19

ΣΤΟΙΧΕΙΑ ΑΙΤΗΣΗΣ	
Κατά πόσον	
Αρμόδια υπηρεσία	
Υποβολή από	Ο ίδιος
Επώνυμο	-
Όνομα	-
Είδος εγγράφου ταυτότητας	-
Αριθμός εγγράφου ταυτότητας	-
Είδος τίτλου διαμονής συνεταξινόμος	-
α/α Αίτησης ή Τίτλου Διαμονής συνεταξινόμος	-
Ποσό	300
Κωδικός αίτησης	
Όνομα	
Επώνυμο	
Όνομα πατέρα	
Επώνυμο πατέρα	
Όνομα μητέρας	
Επώνυμο μητέρας	
Ημερομηνία γέννησης	
Φύλο	
Πατρώνυμο	
Χώρα γέννησης	
Οικονομική κατάσταση	
Συγκεκριμένος διαβητηρίου	
Χώρα έκδοσης	
Αριθμός ταυτότητας εγγράφου	
Ημερομηνία έκδοσης	
Ημερομηνία λήξης	
Δόμος	
Οδός	

CAUTION 1: The system can sometimes "crash" due to technical problems. If you have not completed the application, which means if you have not been shown the Application Certificate in pdf format, then you **MUST** repeat the application from the beginning.

CAUTION 2: The filing process is NOT completed only with the submission of the application electronically. Within the next few months, the competent department (DAM) to which your request has been filed will contact you in order to make an appointment in which you have to provide biometrics (prints), passport type photos, the administrative fee of 16 euros for the card printing and any additional documents needed in the file (e.g. proof of rental of a house by TAXISNET).

CAUTION 3: When you submit all of the above to the competent DAM then you will be given the Certificate of Deposit (known as a white certificate of exceptional reasons) certifying that you are protected from deportation from the country.

CAUTION 4 After submitting the application, you can [check online](#) the stage your application is at until the decision is issued.